

# ANA – Off Years Analysis Walkthrough

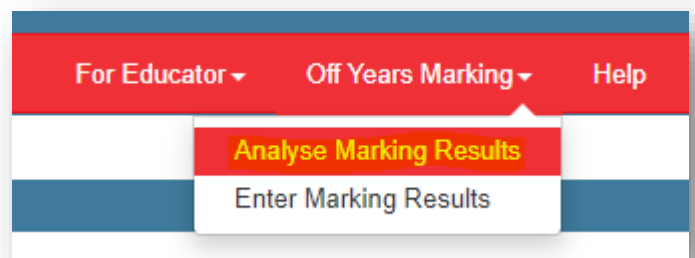


**Step 1: Login Here:** <https://cnap.bestperformance.com.au>

- Using your Department/School email

## Step 2: Navigate to Off Years Results

- Click “Off Years Marking” on the home page. Select “Analyse Marking Results” in the drop-down menu.



**Cohort Results**

Cohort Results

School\* [REDACTED]

Calendar Year the test was administered \* 2018 ▾ Domain \* Numeracy ▾

Year Level of Students \* Year 2 ▾ Search For NAPLAN Results

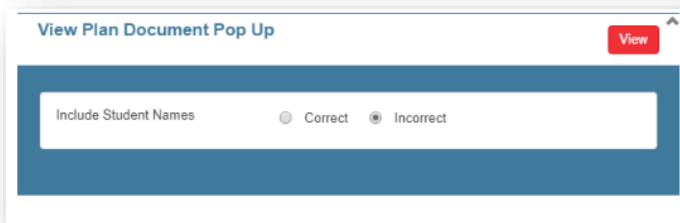
Please select NAPLAN Year Level / Test Year from the below list

NAPLAN Year Level / Test Year Year 3 - 2017 ▾ Start Analysis


- Select the calendar year the test was administered, the year level of the students you would like to analyse, and the domain of interest (e.g. Numeracy). Click “Search for NAPLAN Results”.
- If there *are* results for the parameters you have just specified you will see a new drop down menu appear on the left-hand side of the screen which will specify the year level of the NAPLAN test administered, and the calendar year that NAPLAN test is from (Year 3 – 2017 in the above example). To begin analysing these results click “Start Analysis”, adjacent to the new drop-down menu.




- c. You will then see this pop-up. Check “Incorrect”, and click “View”.



- d. Scroll down through the Learning Plan to see each question you ticked, the AC code it relates to, the names of students who got it incorrect, and resources to address and target teach the learning gaps identified.

Measurement and Geometry (M) - Year 1		
<p><b>Australian Curriculum Entry</b></p> <p>Using Units Of Measurement</p> <p>Tell time to the half-hour.</p> <p>(ACMMG020)</p> <p><b>Elaborations</b></p> <p>• Reading time on analogue and digital clocks and observing the characteristics of half-hour times.</p>	<p><b>WA Curriculum</b></p> <p>Tell time to the half-hour. - ACMMG020</p> <p><b>Additional Information</b></p> <p>Resource 1</p> <p>Resource 2</p> <p>Resource 3</p> <p>Resource 4</p>	<p><b>NAPLAN Descriptor</b></p> <p>Adds half an hour to the time on a clock</p> <p><b>NAPLAN Question</b></p> <p>14 At the time shown on this watch, Sam started walking home.</p>  <p>He gets home half an hour later.</p> <p>What time does he get home?</p> <p>2 o'clock    half past 2    3 o'clock    half past 3</p> <p><input type="radio"/>    <input type="radio"/>    <input type="radio"/>    <input type="radio"/></p> <p>Answer: d</p>
<p>Student Answers - Incorrect</p> <p>B)- [Redacted]</p> <p>C)- [Redacted]</p>		

- e. Title the Learning Plan at the top left of the page, and click “Save” on the right. The Learning Plan will be saved in your “Saved Learning Plans” Teacher Folder on the **Home Page** – where you can download it as a PDF and print it off if you wish



For a more in-depth analysis please visit our Help Section at [www.bestperformance.com.au/help](http://www.bestperformance.com.au/help) or contact us on 08 9284 0041